



# TESONSTAR TILE ADHESIVE (TM-311)

**Description:** TesonStar Tile Adhesive is general purpose cement based tile adhesive suitable for fixing most types of wall and floor ceramic tiles including monocottura, slate, quarry tiles, terracotta and natural stone. TesonStar Tile Adhesive is suitable for “thin and thick bed application” onto rigid substrates, including concrete, cement render, brickwork and blockwork.

## Application:

- Concrete
- Cement Mortar Bed
- Cement Plaster/Floor Screed
- Brick Masonry

## Advantages:

- High Bond Strength
- Economic Tile Adhesive
- Long Open Time (30 minutes and C1TE Grade)
- Long Correction Time
- No Odour and Non-toxic
- Easy to Spread and Non-sagging
- Easy to Clean
- Thick and Thin Bed Application
- Internal and External Use

**TESONSTAR TILE ADHESIVE (TM-311)**

- Suitable for ceramic tile, stone, quarry
- Internal and external use
- Good for floor and wall installation
- Notched trowel application recommended
- Suitable for rigid substrate installation
- Coverage: 4-8m<sup>2</sup> per bag
- Mixing Ratio: 6 L Water/25 kg bag

**WATERPROOFING PRODUCTS**

- High Bond Strength
- Economic Tile Adhesive
- Long Open Time (30 minutes and C1E Grade)
- Long Correction Time
- No Odour and Non-toxic
- Easy to Spread and Non-sagging
- Easy to Clean
- Thick and Thin Bed Application
- Internal and External Use


## Application Reference:



Apply TessonStar



Laying Tile-Horizontal



Laying Tile-Vertical

## Product Range :

PRODUCT CODE	PACKING SIZE	PACKING FORM	COLOUR
TM-311/25K	25KG	Paper Bag	GREY
TM-311/20K	20KG	Paper Bag	GREY
TM-311/5K	5KG	Plastic Bag	GREY



# TESONSTAR TILE ADHESIVE (TM-311)

TESONSTAR TILE ADHESIVE is general purpose cement based tile adhesive that suitable for fixing most types of wall and floor ceramic tiles including monocottura, slate, quarry tiles, terracotta and natural stone. TesonStar Tile Adhesive is suitable for "thin and thick bed application" onto rigid substrates, including concrete, cement render, brickwork and blockwork.

### APPLICATION:

- Concrete
- Cement Mortar Bed
- Cement Plaster/Floor Screed
- Brick Masonry

### ADVANTAGES:

- High Bond Strength
- Economic Tile Adhesive
- Long Open Time (30 minutes and C1TE Grade)
- Long Correction Time
- No Odour and Non-toxic
- Easy to Spread and Non-sagging
- Easy to Clean
- Thick and Thin Bed Application
- Internal and External Use

### PHISYCAL PROPERTIES:

Appearance	: Grey Powder
Bulk Density	: 1.5 g/cm <sup>3</sup>
Mixing Ratio	: 6.25L water for 25kg powder
Pot Life	: 2.5 hours at 22°C and 50% RH
Open Time	: Maximum 30 minutes at 22°C and 50% RH
Shelf Life	: 12 months unopened

### APPLICATION PROCEDURES:

Apply the mixed mortar to the prepared substrate with the flat side of trowel, pressing firmly to work into surface. Comb on additional mortar with the notched side. Spread as much adhesive mortar as can be covered with tile in 20-30 minutes.

### NOTE :


- Use the proper sized of notched trowel to ensure full bedding of the tile.
- TesonStar Tile Adhesive may also need to be applied to the back of the tiles, especially for large tile to provide bedding, firm support and will accomodate the required levels.

Ensure that the bedded tiles are fully supported by the adhesive mortar with no voids underneath or behind. Place tiles into wet, sticky mortar before it skins. Use beating block and rubber mallet to embed tile and adjust the level. Do not touch tiles until the adhesive has dried. Commence grouting after 24 hours when tile work is firm

### SURFACE PREPARATION:

All surface must be clean, dry and free from dust, grease, wax, oil, laitance curing compound. Highly porous substrates must use prime of Teson Latex prior to tiling. Concrete should be allowed to cure for at least 28 days and cement render 7 days prior to tiling. Smooth finish concrete must be mechanically abraided to increase adhesion of tile adhesive. Expansion or joint movement must be incorporated in the layout.

### TESONSTAR TILE ADHESIVE APPLICATION PROCEDURE:




Mixing TesonStar




Apply TesonStar



Laying Tile-Horizontal



Laying Tile-Vertical



Grout Finishing

### LIMITED WARRANTY:

Seller and manufacturers only obligation shall be replacement of such quantity of product proved to be defective. All advice given herewith is to be the best of knowledge, true and accurate. All recommendations or suggestions are made without guarantee. Since the condition of use are beyond our control, the seller or manufacturer shall not be liable for any injuries, loss or damage, direct or consequential arising from the use of or the failure of the product. Before using, user shall determine the suitability of the product for his intended use and user assumes all risk and liability.

### MIXING PROCEDURE:

25kg of TesonStar tile adhesive powder requires approximately 6.25L of water. Place a measured amount of clean water into a clean container. Add TesonStar powder slowly into the liquid with low speed constant stirring. Use electric drill mixer with suitable paddle. Mix to a thick toothpaste consistency and eliminate lumps. Allow to stand for 2 minutes, then re-mixed before use.

### SETTING TIME:

24 hour at 22°C and 50% RH.

### POT LIFE:

2.5 hour at 22°C and 50% RH.

### GROUTING:

Grout with TesonStar unsanded or sanded tile grout and mix with Teson Grout Additive to getting maximum adhesion and better chemical resistance.

### CLEANING:

The excess of TesonStar tile adhesive can be removed from the tile surface using a damp cloth, while adhesive still wet.

### COVERAGE:

3kg TesonStar tile adhesive powder per m<sup>2</sup> using a 6mm x 6mm notched trowel or 6kg TesonStar tile adhesive powder per m<sup>2</sup> when using a 12mm x 12mm notched trowel.

### SHELF LIFE:

Unopened bags can be stored up to 12 months in a cool, dry and weatherproof environment. Bags must be store off on the floor.

### PRODUCT RANGE:

PRODUCT CODE	PACKING SIZE	PACKING FORM	COLOUR
TM-311/25K	25KG	Paper Bag	GREY
TM-311/20K	20KG	Paper Bag	GREY
TM-311/5K	5KG	Plastic Bag	GREY

### LIMITATIONS:

Not suitable for tiling over flexible substrates, such fibrous cement sheeting, plasterboard and timber.

### SAFETY PRECAUTIONS:

TesonStar tile adhesive is non-toxic, but contains cement. Use good and occupational health and safety practices to avoid personal contact. Recommended the use of dust masks, eye protection and wearing of gloves when handling this products. For more detailed information can refer to product SDS.